



SHORTSEA PROMOTION CENTRE - SPAIN
www.shortsea.es



Shortsea Shipping and Motorways of the Sea in Spain, opportunities and constraints

Manuel Carlier
President
SPC- Spain

Porto – 12 March 2015

SSS in Spain Opportunities and constraints

SPC Spain

- Origin and Members
- Activities

SSS in Spain

- Evolution and present state
- Supply and demand

Conclusions

- Opportunities and constraints

Origin & Members

- Established in **2002** with 50% public financing through Puertos del Estado.
- Today **28 members**, with all interested parties:
 - 11 Port Authorities
 - 8 Shipping Companies
 - Associations of Road Transport, Stevedore companies, Shipping agents, Shipping companies, etc.

Activities

- **Initially:** mainly **dissemination** of the SSS concept and its advantages and opportunities.
- **Second stage:** Review of the strategic plan to obtain **tangible results:** costs savings, elimination of bottlenecks,...
- Participation in **R+D projects.**
- **Observatory of SSS supply** and **demand** in Spain (2 reports per year)



SHORTSEA PROMOTION CENTRE - SPAIN

SPC Spain (www.shortsea.es)



BALEARIA+
En el mar, te damos +



FLOTA SUARDIAZ, S.I.



Puertos del Estado



Puerto de Vigo

Autoridad Portuaria de Vigo



Port de Barceloni



PRESENT STATE OF SHORTSEA SHIPPING AND MOTORWAYS OF THE SEA IN SPAIN

SSS Supply and Demand – **Three levels**

Total SSS according to official European definition
(including islands, third countries, ...)

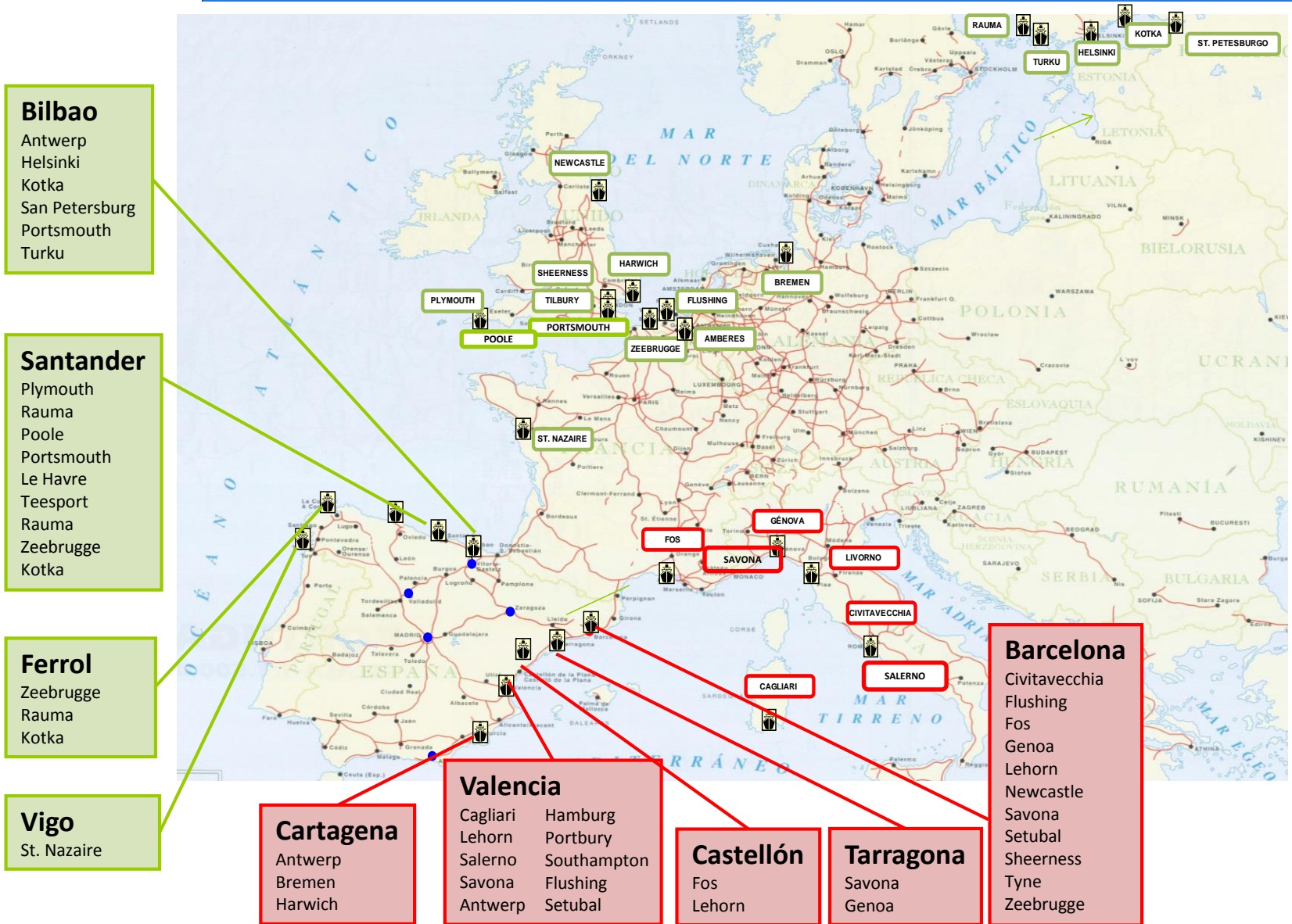
SSS with pure land transport alternative

Motorways of the Sea (MoS): at least three
calls/week



SSS supply in Spain – Ro-Ro services

9 Spanish Ports – 33 foreign port



PRESENT STATE OF SHORTSEA SHIPPING AND MOTORWAYS OF THE SEA IN SPAIN

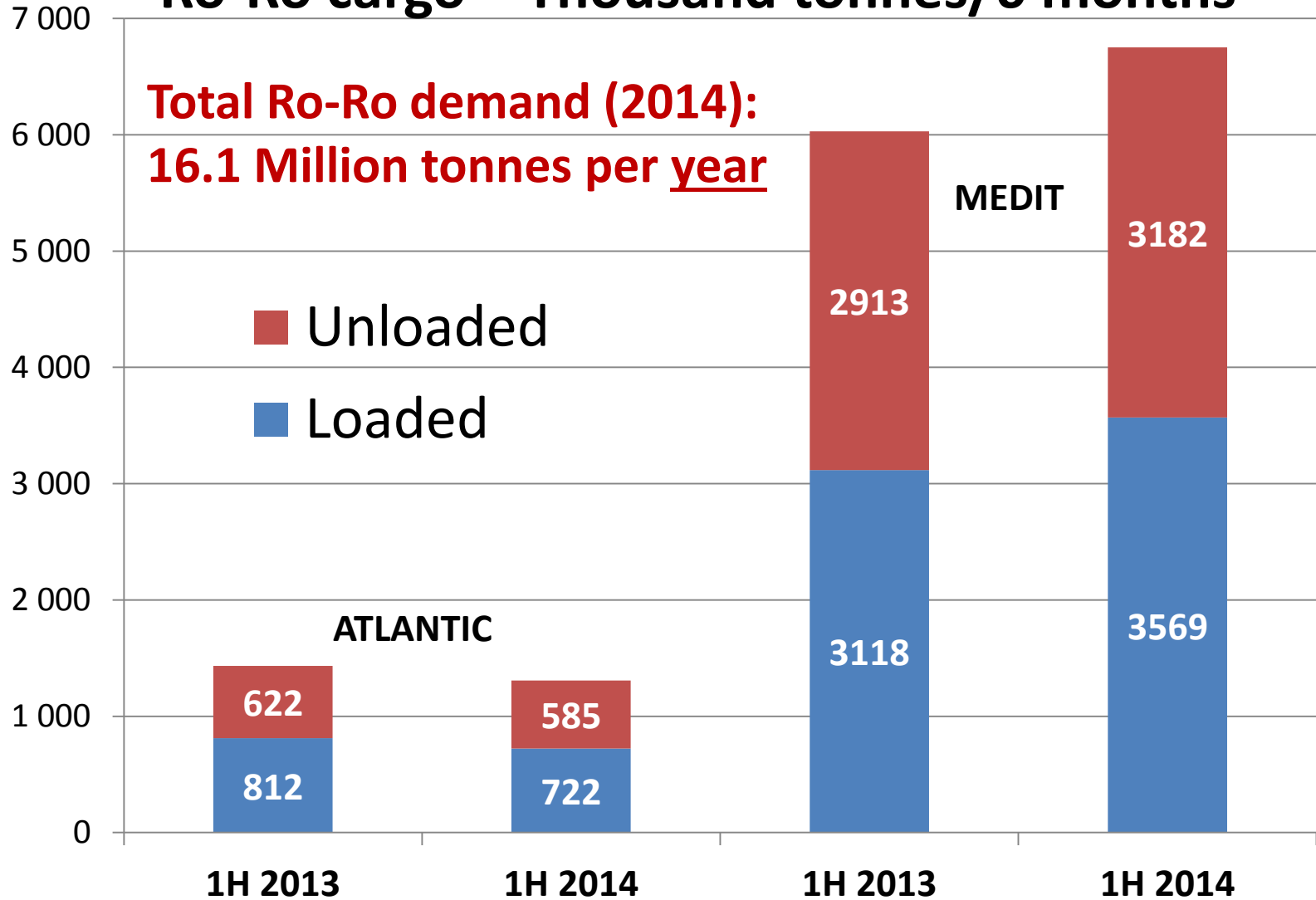
Motorways of the Sea: (services with 3 or more weekly calls)

PORTS	COMPANY	SHIP TYPE	TRANSIT TIME	CALLS/WEEK
BARCELONA - PORTO TORRES - CIVITAVECCHIA	GRIMALDI	RO-PAX	12/20h	6
VALENCIA-BARCELONA-LIVORNO-SAVONA	GRIMALDI	RO-RO	36/51- 35/47h	3
VALENCIA-CAGLIARI-SALERNO	GRIMALDI	RO-PAX	26/46h	3
VIGO - ST. NAZAIRE	FLOTA SUARDIAZ	RO-RO	35h	3
SANTANDER - PORTSMOUTH	BRITTANY FERRIES	RO-PAX	24 h	3

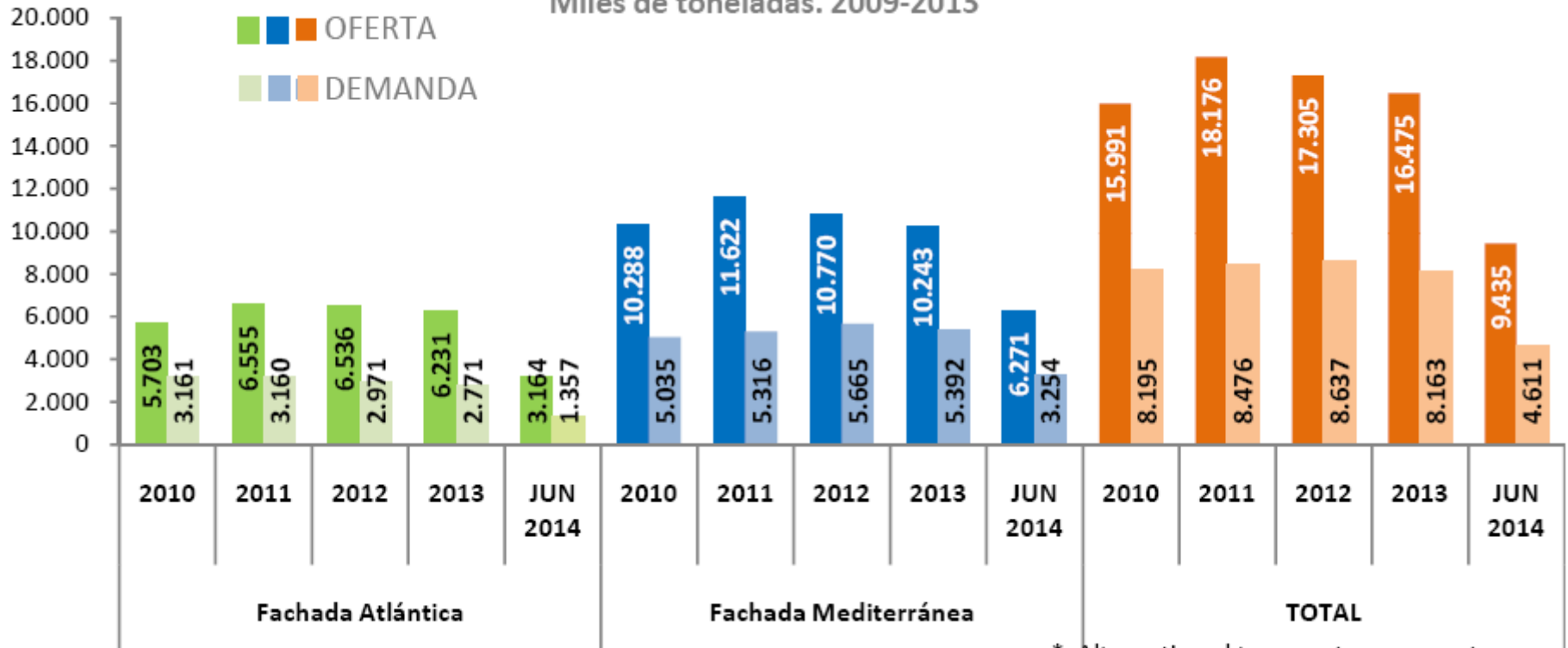
Source: Boletín Lineport - Fundación Valenciaport. Nov. 2014

Updated by SPC-Spain in February 2015

Ro-Ro cargo – Thousand tonnes/6 months



CONTRASTE OFERTA/DEMANDA DE TMCD RO-RO* SEGÚN FACHADAS.
Miles de toneladas. 2009-2013

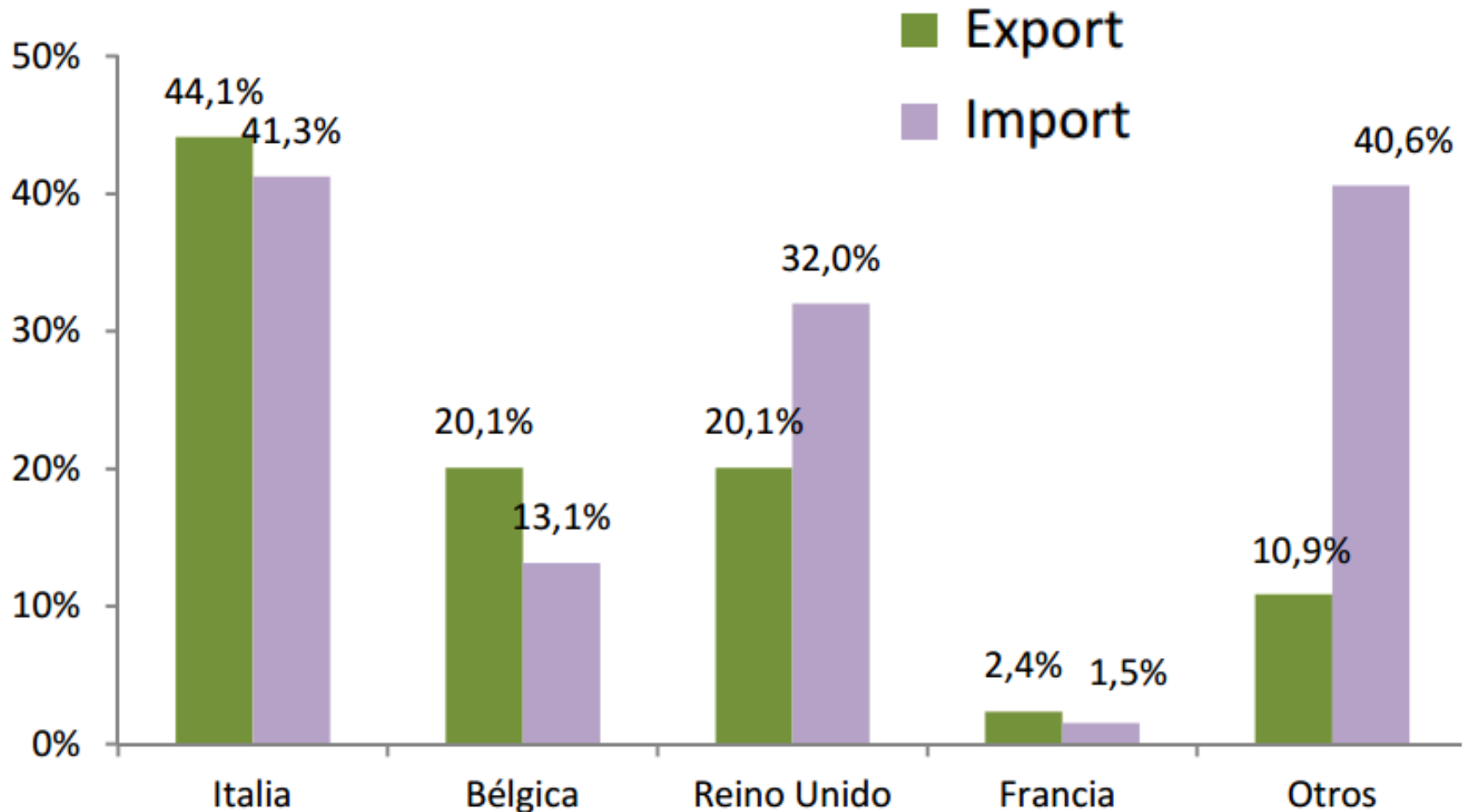


* Alternativo al transporte por carretera

**No incluye veh. reg. mercancía

Market share of SSS in Spain by countries

$SSS/(SSS+road)$ (%) (tonnes)





State of Play – Opportunities and constraints

Europe

- **No** practical progress with the **Blue Belt project**.
- **No** Commission initiative on a common European framework for **Pilotage exemptions certificates (PECs)**.
- Draft regulation on **ports** is being **emptied of any substance**.

Spain

- Important **discounts in port fares** introduced in 2010 and improved in 2014.
- Special treatment to **cargo handling** in Motorways of the Sea (difficult to apply).
- More **flexibility** to obtain **PECs** for SSS ships.
- **Pending**: revision of cargo handling legislation.



**New environmental standards
in ECA areas as from 1.1.2015**



**End of Marco Polo program
New Connecting Europe Facility**



**Reduction in fuel market prices
(but also for road transport!!)**



Suspension of 2 MoS from Gijón and Bilbao



Starting of the new MoS
Vigo-Saint Nazaire

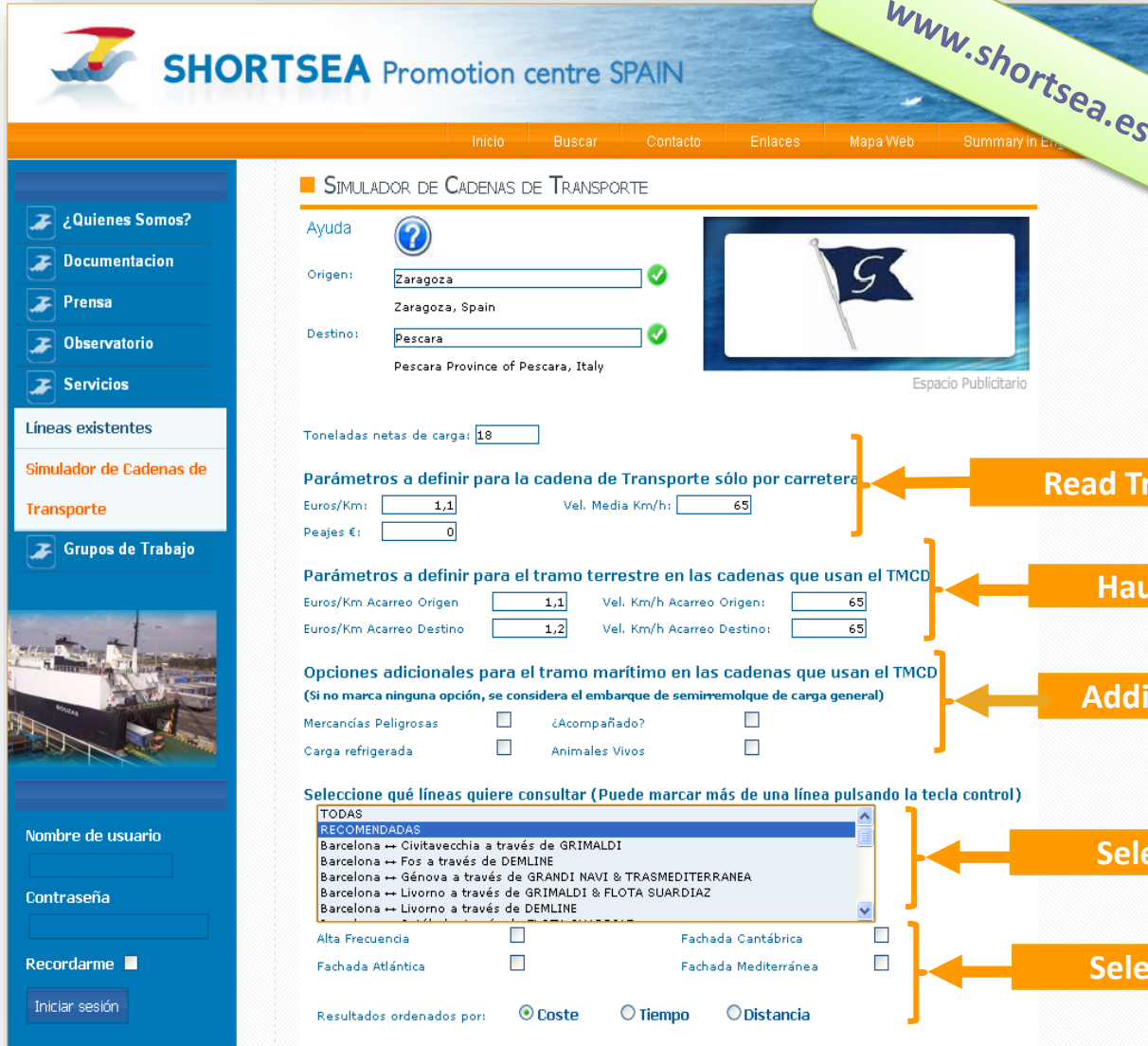


SPC-Spain position: better support to demand instead of supply:
ECOBONUS

*Muito
obrigado*




www.shortsea.es





SHORTSEA Promotion centre SPAIN


Inicio | Buscar | Contacto | Enlaces | Mapa Web | Summary in English

SIMULADOR DE CADENAS DE TRANSPORTE

Ayuda 

Origen: 
Zaragoza, Spain

Destino: 
Pescara Province of Pescara, Italy


Espacio Publicitario

Toneladas netas de carga:

Parámetros a definir para la cadena de Transporte sólo por carretera

Euros/Km: Vel. Media Km/h:

Peajes €:

Parámetros a definir para el tramo terrestre en las cadenas que usan el TMCD

Euros/Km Acarreo Origen: Vel. Km/h Acarreo Origen:
Euros/Km Acarreo Destino: Vel. Km/h Acarreo Destino:

Opciones adicionales para el tramo marítimo en las cadenas que usan el TMCD
(Si no marca ninguna opción, se considera el embarque de semirremolque de carga general)

Mercancías Peligrosas ¿Acompañado?
Carga refrigerada Animales Vivos

Seleccione qué líneas quiere consultar (Puede marcar más de una línea pulsando la tecla control)

TODAS
RECOMENDADAS
Barcelona ↔ Civitavecchia a través de GRIMALDI
Barcelona ↔ Fos a través de DEMLINE
Barcelona ↔ Génova a través de GRANDI NAVI & TRASMEDITERRANEA
Barcelona ↔ Livorno a través de GRIMALDI & FLOTA SUARDIAZ
Barcelona ↔ Livorno a través de DEMLINE

Alta Frecuencia Fachada Cantábrica
Fachada Atlántica Fachada Mediterránea

Resultados ordenados por: Coste Tiempo Distancia

DATA

Read Transport parameters

Haulage parameters

Additional Information

Selection of lines

Selección of filters

RESULTS: Map, Distances, Costs, Transit times, CO2 emissions



Cadena de Transporte sólo por carretera

Origen-Destino	Coste (Eur)	Tiempo (Horas)	Distancia (Km)	Costes Ext (Eur)	Emisiones CO2 (Kg)
burgos --> dusseldorf	1.678	47,7	1.525	508	3.377

Cadena de Transporte Marítimo de Corta Distancia (TMCD)

Origen-Destino	Coste (Eur)	Tiempo (Horas)	Distancia (Km)	Costes Ext (Eur)	Emisiones CO2 (Kg)
burgos --> Bilbao	175	2,4	159	53	353
Bilbao --> Zeebrugge	750	44,0	1.306	127	327
Zeebrugge --> dusseldorf	365	5,4	304	101	673
Total: burgos *** dusseldorf	1.290	51,9	1.769	281	1.352

[Información sobre el Puerto de Origen: Puerto de Bilbao.](#)

[Información sobre la Naviera y el Servicio Marítimo.](#)

Puerto de Destino: Puerto de Zeebrugge

Selecciona la línea marítima:

Bilbao-Zeebrugge a través de TRANSFENNICA

Nueva Simulación

Deja tus comentarios y observaciones sobre la ruta elegida en la plataforma COMODALWEB 2.0

